

TCI Board

Welcome to 1st
Grade
with Mrs. Maria Caballero



Meet Mrs. Caballero

- I was born and raised in Brownsville.
- I graduated from the University of Texas in Brownsville
- Taught for 18 years at R.L. Martin
- I have two sons, Benjamin and Michael Aaron
- I enjoy browsing through Houzz.com.
- During my free time, I love to spend time with my family.
- Chocolate is my weakness.
- I will learn how to use my sewing machine and the new Cricut Maker I received as gifts!

First Day of School is Tuesday, August 25.

We will meet promptly at 8:05 AM.



ASYNCHRONOUS
 *ADA Coding
 with
 Five Touch Points
 throughout the Day

Daily Progress Measure (1). LMS- Seesaw/Google Classroom (2). Daily 1/3 Interactions (3). Assignment Completion

8:05 – 8:50
45 min

9:00 – 9:45
45 min

9:55-10:40
45 min

10:50- 11:35
45 min

11:35 - 12:30
(55 minutes)

12:30 – 1:15
45 min

1:25 – 2:10
45 min

2:20 – 3:15
55 min

180 Sync/115 Async

1st Grade Student

Reading ELA
45 min Synchronous

45 min Asynchronous
(RtI Tier 2 & 3 small group inst.)

Math
45min Synchronous

Science
45 min Synchronous

Student Lunch

PE Mon, Wed, Fri

Art (Thurs)/Music (Tues)
30 min Sync / 15 Async

Social Studies
45 min Synchronous

Library (Tues)/Counselor (Mon)

Asynchronous Time

Teacher: Async Instruction throughout day to be utilized for RtI/Parent Contact/Student Contact

1st Grade Teacher

Reading ELA
45 min Synchronous

45 min
(RtI Tier 2 & 3 small group inst.)

Math
45 min Synchronous

Science
45 min Synchronous

11:35 – 11:50
Teacher Inst. Prep/Parent Contact/Student Contact

11:50 – 12:20 Teacher Lunch

Teacher Daily Planning Period

Social Studies
45 min Synchronous

Asynchronous Time – utilized for RtI/Parent Contact/Student Contact/Inst. Prep.

Clever Sign-In

All school resources will be found in this location. It is a portal to sign in to all applications.

1. Go to www.bisd.us
2. Find the Quicklinks Tab on the right hand side.
3. Select "Clever".
4. Click on "Login to Clever"
 - a. If available, you can select the "Clever Badge Login"
5. Username: Student ID number Password: Student ID Number



Connecting to Clever English: <https://youtu.be/WIWg6uMXyV4>

Connecting to Clever Spanish: <https://youtu.be/a8bML2luy0U>

Accessing Seesaw for 1st Grade

- On the web for 1st grade students:
 - Once you have logged in to Clever, find the Seesaw app and select it.
- Through an App
 - Seesaw Class
 - For Students
 - Sign in by scanning Clever Badge or by entering the Clever username and password
 - Seesaw Parent and Family
 - Parents will receive an invite from teacher



Seesaw for BISD Families English: <https://youtu.be/SSfi5oFSw88>

SeeSaw for BISD Families Spanish: <https://youtu.be/PRjngXOQUAO>

Google Classroom

- On the Web
 - Once you have logged in to Clever, find the Google Classroom app and select it.
- Through an App
 - "Google Classroom"



Google Classroom for BISD Families English: https://youtu.be/ODV7EqA_Cb4

Google Classroom for BISD Families Spanish: <https://youtu.be/Js0Mj2FHbBM>

Google Meets for Synchronous Learning

- Access the "Google Classroom" app through Clever.
- Find our class and select it.
- At the top of the page find the Meet Link and select it.
- <https://meet.google.com/lookup/dqvbs2kwrz>
- The link will be the same one for the entire school year.



Schoology


- This new classroom and learning management system will SOON be available.
- It will allow parents to do the following:
 - Student progress monitoring
 - Gradebook
 - Attendance
 - Communicate with teacher
- When it becomes available we will let you know!




Virtual Classroom Expectations




Get a good night's sleep so you are focused in the morning!



Eat breakfast before coming to class. No drinks or food around the computer.



Find a comfy spot, get dressed, and sit up tall.




Make sure your sound is on so you can hear the teacher.



If you are not speaking, please put your device on mute.



Have your supplies, homework and passwords handy.



Double check your work before turning it in and turn it in on time.



Participate in activities when you are asked to participate.



Charge your device each night or make sure you have a plug nearby.

Daily Attendance:

To be "PRESENT," students must meet one or more of the following:

1. Participate via Seesaw (1st Grade) and complete independent reading or work assignments.

2. Interact with teacher virtually as part of a live or small group instruction.

3. Complete and submit assignment via Seesaw (1st Grade)

When unable to submit through the learning management system, submit assignments via emails, photos, phone conference, or other form of documentation.

IF NOT MET ONE OF THESE REQUIREMENTS by 3:15 p.m.

Student will be counted "ABSENT"

Solution? Student must complete one of the three requirements stated (on the previous slide) by 11:59 p.m. on the same day.

I will submit an Attendance Correction Form to count the student
"PRESENT."

We need to communicate daily.



1ST GRADE TEAM

Contact Information



mdcaballero@bisd.us Cell: 956-459-0403

R.L. Martin Elementary Tel: 956-982-2730

Teacher Daily Planning Period: 12:30 p.m. - 1:15 p.m.