



Welcome to
Meet the Teacher!


With Mrs. J. Garcia



Meet Mrs. J. Garcia

- I was born and raised in Brownsville.
- I graduated from UTB/TSC..
- I have been a teacher at Martin Elementary for over 20 years.
- I enjoy working on puzzles on my iPad!
- During my free time I love to spend time with my family.
- I have 2 Granddaughters, their names are Adeline and Daphne.
- I love playing with them and having many adventures .

Books I encourage my students to read



First Day of School is Tuesday, August 25.

We will meet promptly at 8:05 AM.

*Google Meets

Student Schedule



Brownsville Independent School District 2020-2021 1st Grade Student/Teacher Schedule
Elementary Asynchronous (Async) Instruction with Live Touch Points (Sync)

ASYNCHRONOUS *ADA Coding with Live Touch Points Throughout the Day		*Daily Progress Measure (1). LMS- Seesaw/Google Classroom (2). Daily T/S Interactions (3). Assignment Completion	
		1st Grade Student	1st Grade Teacher
Period 1	8:05 – 8:50 45 min	Reading ELA 45 min Synchronous	Reading ELA 45 min Synchronous
Period 2	9:00 – 9:45 45 min	45 min Asynchronous (Rtl Tier 2 & 3 small group inst.)	45 min (Rtl Tier 2 & 3 small group inst.)
Period 3	9:55-10:40 45 min	Math 30 min Synchronous 15 min Asynchronous	Math 30 min Synchronous 15 min Asynchronous
Period 4	10:50- 11:35 45 min	Science 30 min Synchronous 15 min Asynchronous	Science 30 min Synchronous 15 min Asynchronous
11:35 - 12:30 (55 minutes)		Student Lunch	11:35 – 11:50 Teacher Inst. Prep/Parent Contact/Student Contact
			11:50 – 12:20 Teacher Lunch
Period 5	12:30 – 1:15 45 min	PE (min. 4 Days) Art/Music/Library/Counselor (1 Day) 30 min Sync / 15 Async	Teacher Daily Planning Period
Period 6	1:25 – 2:10 45 min	Social Studies 30 min Synchronous 15 min Asynchronous	Social Studies 30 min Synchronous 15 min Asynchronous
Period 7	2:20 – 3:15 55 min	Asynchronous Time	Asynchronous Time – utilized for Rtl/Parent Contact/Student Contact/Inst. Prep.
Total 305 Instructional Minutes: 165 Sync/160 Async		Teacher: Async Instruction throughout day to be utilized for Rtl/Parent Contact/Student Contact	

Clever Sign-In

All school resources will be found in this location. It is a portal to sign in to all applications.

1. Go to www.bisd.us
2. Find the Quicklinks Tab on the right hand side.
3. Select "Clever".
4. Click on "Login to Clever"
 - a. If available, you can select the "Clever Badge Login"
5. Username: Student ID number Password: Student ID Number



Connecting to Clever English: <https://youtu.be/WIWg6uMXyV4>

Connecting to Clever Spanish: <https://youtu.be/a8bML2luy0U>

Accessing Seesaw

- On the web
 - Once you have logged in to Clever, find the Seesaw app and select it.
- Through an App
 - Seesaw Class
 - For Students
 - Sign in by scanning Clever Badge or by entering the Clever username and password
 - Seesaw Parent and Family
 - Parents will receive an invite from teacher



Seesaw for BISD Families English: <https://youtu.be/SSfi5oFSw88>

SeeSaw for BISD Families Spanish: <https://youtu.be/PRjngXOQUAO>

Google Meets for Synchronous Learning

- Access the "Google Classroom" app through Clever.
- Find our class and select it.
- At the top of the page find the Meet Link and select it.
- The link will be the same one for the entire school year.



Schoology


- This new classroom and learning management system will SOON be available.
- It will allow parents to do the following:
 - Student progress monitoring
 - Gradebook
 - Attendance
 - Communicate with teacher
- When it becomes available we will let you know!




Virtual Classroom Expectations



Get a good night's sleep so you are focused in the morning!




Eat breakfast before coming to class. No drinks or food around the computer.



Find a comfy spot, get dressed, and sit up tall.




Make sure your sound is on so you can hear the teacher.



If you are not speaking, please put your device on mute.



Have your supplies, homework and passwords handy.



Double check your work before turning it in and turn it in on time.



Participate in activities when you are asked to participate.



Charge your device each night or make sure you have a plug nearby.

Looking forward in working with your child.
Together we can ensure quality education
during these circumstances.

"Teaching kids to count is fine, but teaching
them what counts is best." *By: Bob Tolbert*



Contact Information



josefgarcia@bisd.us

956-404-1641

Conference Time: 12:30 PM- 1:15 PM