




Welcome to 1st
Grade!

With Mrs. M.C. Palomo












Meet Mrs. M.C. Palomo



- I was born and raised in Brownsville.
- I graduated from UTB/TSC..
- I have 3 grown sons, 2 lovely daughters-in-law, 3 granddaughters, and 1 grandson.
- I enjoy reading just about any book, and keep an eye out for a new one all the time.
- I enjoy movies that make me HAPPY!
- My family and I enjoy hanging out together and birdwatching.
- I enjoy baking my mother's recipes for carrot cake, banana nut bread, and cookies.
- I love to sew new stuff, or just repair an old piece of clothing that needs "love".

Books I Love



First Day of School is Tuesday, August 25.

We will meet promptly at 8:05 AM.



1st. Gr. Student Schedule

Period 1	8:05 – 8:50 45 min	Reading ELA 45 min Synchronous
Period 2	9:00 – 9:45 45 min	45 min Asynchronous (Rtl Tier 2 & 3 small group inst.)
Period 3	9:55-10:40 45 min	Math 30 min Synchronous 15 min Asynchronous
Period 4	10:50- 11:35 45 min	Science 30 min Synchronous 15 min Asynchronous
11:35 - 12:30 (55 minutes)		Student Lunch
Period 5	12:30 – 1:15 45 min	PE (min. 4 Days) Art/Music/Library/Counselor (1 Day) 30 min Sync / 15 Async
Period 6	1:25 – 2:10 45 min	Social Studies 30 min Synchronous 15 min Asynchronous
Period 7	2:20 – 3:15 55 min	Asynchronous Time



Curbside Lunch Pick-up

BISD students will be provided lunch from 10:00a.m.-1:00pm. Pick up will be on Woodruff Ave. by the bus are. Please display you Barcode ID letter.



Clever Sign-In

All school resources will be found in this location. It is a portal to sign in to all applications.

1. Go to www.bisd.us
2. Find the Quicklinks Tab on the right hand side.
3. Select "Clever".
4. Click on "Login to Clever"
 - a. If available, you can select the "Clever Badge Login"
5. Username: Student ID number Password: Student ID Number



Connecting to Clever English: <https://youtu.be/WIWg6uMXyV4>

Connecting to Clever Spanish: <https://youtu.be/a8bML2luy0U>

Accessing Seesaw

- On the web
 - Once you have logged in to Clever, find the Seesaw app and select it.
- Through an App
 - Seesaw Class
 - For Students
 - Sign in by scanning Clever Badge or by entering the Clever username and password
 - Seesaw Parent and Family
 - Parents will receive an invite from teacher



Seesaw for BISD Families English: <https://youtu.be/SSfi5oFSw88>

SeeSaw for BISD Families Spanish: <https://youtu.be/PRjngXOQUA0>

Google Meets for Synchronous Learning

- Access the "Google Classroom" app through Clever.
- Find our class and select it.
- At the top of the page find the Meet Link and select it.
- The link will be the same one for the entire school year.



Google Classroom for BISD Families English: https://youtu.be/ODV7EqA_Cb4

Google Classroom for BISD Families Spanish: <https://youtu.be/JsoMi2FHbBM>

Schoology


- This new classroom and learning management system will SOON be available.
- It will allow parents to do the following:
 - Student progress monitoring
 - Gradebook
 - Attendance
 - Communicate with teacher
- When it becomes available we will let you know!



Virtual Classroom Expectations



Get a good night's sleep so you are focused in the morning!



Eat breakfast before coming to class. No drinks or food around the computer.



Find a comfy spot, get dressed, and sit up tall.



Make sure your sound is on so you can hear the teacher.




If you are not speaking, please put your device on mute.



Have your supplies, homework and passwords handy.



Double check your work before turning it in and turn it in on time.




Participate in activities when you are asked to participate.



Charge your device each night or make sure you have a plug nearby.

Looking forward to seeing you in virtual class. I am so excited to start this new year. We are set for an adventure!



Contact Information



mcpalomo@bisd.us

956-371-2589



Conference Time: 12:30 PM- 1:15 PM