


Meet Mrs. L. Díaz

- I was born and raised in Brownsville.
- I graduated from the University of Texas at Brownsville..
- I was blessed with 4 children, 3 boys and 1 girl.
- I enjoy taking family vacations.
- During my free time, I like to try new recipes especially the dessert ones.
- During my relax time, I love to have movie time with my family.
- Overall, I love having fun and trying new things.



First Day of School is Tuesday, August 25.

We will meet promptly at 8:05 AM.



Student Schedule

| | | |
|--------------------------------------|-------------------------------|---|
| Period 1 | 8:05 – 8:50 45 min | Reading ELA 45 min Synchronous |
| Period 2 | 9:00 – 9:45 45 min | 45 min Asynchronous (Rti Tier 2 & 3 small group inst.) |
| Period 3 | 9:55-10:40 45 min | Math 30 min Synchronous 15 min Asynchronous |
| Period 4 | 10:50- 11:35 45 min | Science 30 min Synchronous 15 min Asynchronous |
| 11:35 - 12:30 (55 minutes) | | Student Lunch |
| Period 5 | 12:30 – 1:15 45 min | PE (min. 4 Days) Art/Music/Library/Counselor (1 Day) 30 min Sync / 15 Async |
| Period 6 | 1:25 – 2:10 45 min | Social Studies 30 min Synchronous 15 min Asynchronous |
| Period 7 | 2:20 – 3:15 55 min | Asynchronous Time |



Curbside Lunch Pick-up

BISD students will be provided lunch from 10:00 a.m.

-1:00 p.m. Pick up will be on Woodruff Ave. by the bus

area. Please display your Barcode ID letter.



Clever Sign-In

All school resources will be found in this location. It is a portal to sign in to all applications.

1. Go to www.bisd.us
2. Find the Quicklinks Tab on the right hand side.
3. Select "Clever".
4. Click on "Login to Clever"
 - a. If available, you can select the "Clever Badge Login"
5. Username: Student ID number Password: Student ID Number



Connecting to Clever English: <https://youtu.be/WIWg6uMXyV4>

Connecting to Clever Spanish: <https://youtu.be/a8bML2luy0U>

Accessing Seesaw

- On the web
 - Once you have logged in to Clever, find the Seesaw app and select it.
- Through an App
 - Seesaw Class
 - For Students
 - Sign in by scanning Clever Badge or by entering the Clever username and password
 - Seesaw Parent and Family
 - Parents will receive an invite from teacher



Seesaw for BISD Families English: <https://youtu.be/SSfi5oFSw88>

SeeSaw for BISD Families Spanish: <https://youtu.be/PRjngXOQUA0>

Google Meets for Synchronous Learning

- Access the "Google Classroom" app through Clever.
- Find our class and select it.
- At the top of the page find the Meet Link and select it.
- The link will be the same one for the entire school year.



Schoology


- This new classroom and learning management system will SOON be available.
- It will allow parents to do the following:
 - Student progress monitoring
 - Gradebook
 - Attendance
 - Communicate with teacher
- When it becomes available we will let you know!



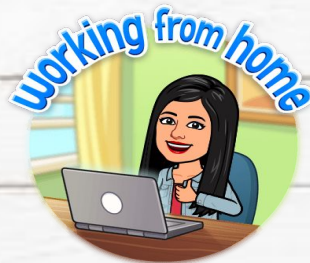
Virtual Classroom Expectations



Get a good night's sleep so you are focused in the morning!




Eat breakfast before coming to class. No drinks or food around the computer.



Find a comfy spot, get dressed, and sit up tall.




Make sure your sound is on so you can hear the teacher.



If you are not speaking, please put your device on mute.



Have your supplies, homework and passwords handy.



Double check your work before turning it in and turn it in on time.




Participate in activities when you are asked to participate.



Charge your device each night or make sure you have a plug nearby.

I am so excited to start virtually. I can't wait to go back to school and get to know every single one of you in person. I know this year will be a challenge but we are a team. We will learn together and together we are stronger!



Contact Information



lmendez@bisd.us

956-453-8293

Conference time: 12:30 p.m. - 1:15 p.m.