


***Welcome  
To  
Second Grade***

***2020-2021***



Meet Mrs. Garcia



wash  
your  
hands!



# All About My Teacher

Sport/Hobby:



Name: Mrs. Garcia

Picture



Favorite  
Drink:



Black tea

Birthday:



April 17th

Favorite snack:



Family Members:

Husband and  
daughter

College I went to:

University  
Of Texas  
Pan Am

Favorite Book:

Harry  
Potter  
Series



Pets I have: None

Olive Garden

Favorite Restaurant

Favorite  
Subject:

Reading

THE RIGOROUS QW

# Things I ♥





First Day of School is Tuesday, August 25.  
We will meet promptly at 8:05 AM.





# Student Schedule

Period	Time	Subject
1	<b>8:05 – 8:50</b> 45 min	<b>Reading ELA</b> 45 min Synchronous
2	<b>9:00 – 9:45</b> 45 min	<b>Reading ELA</b> 45 min Asynchronous (Rtl Tier 2 & 3 small group inst.)
3	<b>9:55-10:40</b> 45 min	<b>Math</b> 45min Synchronous
4	<b>10:50- 11:35</b> 45 min	<b>PE</b> Tues, Wed, Fri <b>Art (Mon)/Music (Thurs)</b> 30 min Sync / 15 Async
<b>11:35 - 12:30</b> (55 minutes)		<b>Student Lunch</b>
5	<b>12:30 – 1:15</b> 45 min	<b>Science</b> 45 min Synchronous
6	<b>1:25 – 2:10</b> 45 min	<b>Social Studies</b> 45 min Synchronous <b>Library (Wed)/Counselor (Tues)</b>
7	<b>2:20 – 3:15</b> 55 min	Asynchronous Time

# Virtual Classroom Expectations



Get a good night's sleep so you are focused in the morning!



Eat breakfast before coming to class. No drinks or food around the computer.



Find a comfy spot, get dressed, and sit up tall.




Make sure your sound is on so you can hear the teacher.



If you are not speaking, please put your device on mute.




Have your supplies, homework and passwords handy.



Double check your work before turning it in and turn it in on time.



Participate in activities when you are asked to participate.



Charge your device each night or make sure you have a plug nearby.

# Clever Sign-In

All school resources will be found in this location. It is a portal to sign in to all applications.

1. Go to [www.bisd.us](http://www.bisd.us)
2. Find the Quicklinks Tab on the right hand side.
3. Select "Clever".
4. Click on "Login to Clever"
  - a. If available, you can select the "Clever Badge Login"
5. Username: Student ID number      Password: Student ID Number



Connecting to Clever English: <https://youtu.be/WIWg6uMXyV4>

Connecting to Clever Spanish: <https://youtu.be/a8bML2luy0U>



# Accessing Seesaw

- On the web

- Once you have logged in to Clever, find the Seesaw app and select it.

- Through an App

- Seesaw Class

- For Students

- Sign in by scanning Clever Badge or by entering the Clever username and password

- Seesaw Parent and Family

- Parents will receive an invite from teacher



Seesaw for BISD Families English: <https://youtu.be/SSfi5oFSw88>

SeeSaw for BISD Families Spanish: <https://youtu.be/PRjngXOQUAO>



# Google Meets for Synchronous Learning

- Access the "Google Classroom" app through Clever.
- Find our class and select it.
- At the top of the page find the Meet Link and select it.
- The link will be the same one for the entire school year.



# Schoology

- This new classroom and learning management system will SOON be available.
- It will allow parents to do the following:
  - Student progress monitoring
  - Gradebook
  - Attendance
  - Communicate with teacher
- When it becomes available we will let you know!




*Hi boys and girls,  
Welcome to Second Grade. I am excited to start this  
school year. I look forward to working with you.  
See you on Tuesday....*





# Contact Information

Send Message



*Seesaw*



Email

*maryegarcia @bisd.us*

**CONFERENCE TIME**

**10:50-11:35**